

The **Vironadol Protocol!**

¹²₆Carbon



Pulmonary
surfactant
DPPC


**KEEP
CALM
AND
WASH YOUR
HANDS**

Putting Coronavirus in the crosshairs.

Contents.

1. Introduction to the redirected exogenous surfactant therapy for acute respiratory distress syndrome ARDS and viral destruction of Coronavirus and Influenza infections. Pages 4 to 24.
2. More details regarding the Vironadol Protocol and the *magic milk* demonstration for fat dissolution (reiteration). Pages 24 to 29.
3. Surfactant in the lungs of mammals. Pages 29 to 31.
4. Products currently available for trialling the use of exogenous surfactant therapy for Coronavirus and Influenza. Pages 31 to 33.
5. Typical formulation profile of pulmonary surfactant. Page 33.
6. So, where do we go from here? What actions can be taken? Pages 33 to 37.
7. Limitations and uncertainties. Pages 37 to 39.
8. A new theory regarding natural lung surfactant and its effects as a first-line defence against any pulmonary viral lung infection. Pages 39 to 41.
9. Other additional medications with exogenous surfactant therapy, the *Vironadol Protocol*. Page 41.
10. Summary. Page 42.
11. Detailed technical information. Pages 42 to 43.
12. Innate immunity. Pages 43 to 44.
13. Lipids. Page 44.
14. Other phospholipids. Page 44.
15. Proteins. Pages 45 to 46.
16. Artificial surfactants for acute respiratory distress syndrome ARDS. Pages 46 to 47.
17. Surface tension in the lungs. Pages 47 to 48.
18. Surface tension and the slipping demonstration. Page 49 to 50.
19. The exact mechanism for solubilising Coronavirus and Influenza. Pages 50 to 51.
20. Micelles of DPPC surfactant are dissolved in water. Pages 51 to 53.
21. DPPC in micelles. Pages 53 to 55.
22. The DPPC anti-viral action (Coronavirus and Influenza). Pages 55 to 59.
23. The lungs. Pages 60 to 61.

The Vironadol Protocol – A Research Proposition For Treating Covid 19!

24. Final thoughts on exogenous pulmonary surfactant DPPC treatment for Covid 19 and Influenza infections. Pages 61 to 64.
25. Kinetic stimulation of pulmonary surfactant. Pages 64 to 65.
26. Medication that increases the production of pulmonary surfactant. Pages 65 to 67.
27. There are some notable limitations. Pages 67 to 70.
28. The great mask farce. Pages 71 to 74.
29. The containment and social distancing farce. Pages 75 to 78.
30. Avoiding lockdown. Pages 79 to 87.
31. Education, the best way! Page 88 to 89.
32. The most serious pages in this book! Pages 90 to 99.
33. My views on this year of revolutions, 2020, the Coronavirus year. Pages 100 to 112.
34. The 6th extinction. Page 113.
35. Carbon Books. Page 114.
36. So, how did I come up with Carbonology? What was my *eureka moment*? Pages 115 to 133.
37. Index. Page 130 to 131.
38. References. Page 132.

All rights reserved by Mark Andrew Janes, ©2020.

Images and text copyright are ©Mark Andrew Janes 2020.

<https://www.pexels.com/public-domain-images/>

<https://free-images.com/>

The image rights are specific with a **CC0 public domain licence** for fair use of images from these two sites. Use for personal and commercial reasons is **royalty-free** and in the **public domain**. Under this licence, there is complete freedom to modify or edit such images.



REGULATORY CAUTION!

Pharmaceutical products and medical techniques are amongst the most controlled systems on planet Earth. This book describes a new application with pre-licensed products and methodology. These products and techniques have been around since the late 1920s and were initially clinically trialled in the 1950s. Many scholarly articles have been published on them, and we understand these approaches and know about the low toxicity associated with them. They have saved vast numbers of lives! This book does not in ANY way re-invent previously licenced treatments and products at all. It seems strange that doctors have not looked at them concerning the Coronavirus and Influenza infections. They have overlooked a completely justifiable, old, and very reliable treatment for acute respiratory distress syndrome ARDS. The ideas in this book can be activated immediately by prescribing pre-existing licensed products by a licenced physician. They can act right now! I hope regulatory bodies understand this approach.

IMPORTANT STATEMENT. This book suggests the use of pulmonary surfactants ONLY for treating viral infections. I must clarify that I do not have experimental evidence for the claims made in this book. All claims must be fully tested and reviewed thoroughly under regulatory control. I only suggest that this method MAY work. It is better to test Vironadol in a lab in a test tube first. A simple in-vitro method using aqueous suspensions of Covid for high throughput screening is the best and safest way to check this before even contemplating use in patients. Again, the book suggests research protocols which are worth looking into (disclaimer).

Introduction to the redirected exogenous surfactant therapy, for acute respiratory distress syndrome ARDS, and viral destruction of Coronavirus and Influenza infections.

2020 has seen the prevalence of one of the most destructive global pandemics in the past 100 years. Covid 19 caused by the novel Coronavirus has devastated the entire world since its transmission from Wuhan China. Since March 2020, people all over the entire world have been suffering and dying in huge numbers. This highly contagious virus has not only caused suffering and death and its consequences for families, but also the powerful destruction of jobs and economies.


Scientists seem overwhelmed by this virus, unable to know what to do to stop it. Pharmaceutical companies all over the world are rushing to produce a vaccine for Covid 19. However, as an RNA virus, Coronavirus is subject to inevitable mutation, possibly rendering any vaccine absolutely useless over time. The *new-norm* is a world of distrust, racial tensions and riots, plus hurricanes and wildfires, which are consuming our world voraciously. We are being attacked from all angles by huge debt, the complete destruction of many businesses and the prospect of huge numbers of evictions. The human condition has never been so challenged, and medical science appears totally unable to stop it. And yet it doesn't have to be this way as there is a very simple and safe way to contemplate treating this, a research protocol. The only thing the world knows for sure about this Coronavirus is that it is easily destroyed by a surfactant (surface-active substance) which reduces surface tension in the liquids the virus inhabits. By reducing the attractive forces in the water layer in the lungs, the Coronavirus can fall apart. This change in the bonds between water makes the water *wetter*. The reduction in surface tension changes the physics of the liquid to air barrier in the lungs. This reduction in the strength of bonds in water means it can no longer hold the

The Vironadol Protocol – A Research Proposition For Treating Covid 19!

fatty acids in the Coronavirus envelope or bilipid membrane in place, and it cannot remain a stable structure and may fall apart. Addition of pulmonary surfactant in the lungs changes the physics of the liquid to air interface within just a few seconds (up to 60 seconds). When this is done, oxygen and carbon dioxide can easily move through the liquid to air interface layer with little resistance. So, the oxygen saturation of the blood starts to increase measurably within just 60 seconds of administration. So this is a very fast-acting effect, and this resultant increase in oxygen saturation reduces the effort required to breathe. So, pulmonary surfactant offers us two possibilities:

- 1. The ability to reduce tension in the liquid to air interface layer throughout the entire lung surface area in just seconds, resulting in easy movement (diffusion) of oxygen and carbon dioxide into and out of the lungs and bloodstream.**
- 2. It also reduces the aqueous forces in the water required for keeping Coronavirus and Influenza viruses together. This may make the virus fall apart and solubilise in the aqueous surfactant, killing them instantly. It's like a chain reaction as the surfactant flows through the liquid like a machine gun firing in all directions at the same time. These surfactants fire trillions of molecular bullets per second into infected liquids. This also prevents more viral particles from forming after they bud out of infected cells. In other words, it *may stop* the disease in its tracks, reducing the viral load in the lungs by an estimated >99%. Multiple administrations need to be made.**


So, careful changes to lung water aqueous bonds changes the whole of the function in seconds. This is why it is used primarily to treat acute respiratory distress syndrome ARDS. This is mainly used in premature babies, although it has been used in adult clinical trials with success; more trials are needed.



**KEEP
CALM
AND
WASH YOUR
HANDS**

**The only thing
we know for a
scientific fact
is that *most*
surfactants
kill this virus
in seconds!**

¹²₆Carbon



The Vironadol Protocol – A Research Proposition For Treating Covid 19!

Both Coronavirus and Influenza produce acute respiratory distress syndrome ARDS. So, using a pulmonary surfactant is a medically justifiable treatment to use when people have Coronavirus or Influenza viral infections on that point alone. **This is medically justifiable, an old and reliable treatment protocol.**

People all over the world are being told to wash their hands and surfaces in common surfactants, killing the virus in just 20 seconds.

So, why can't we use a pulmonary surfactant directly in the lungs to kill it? It's a fully licensed treatment!

Our current arsenal of treatments are limited, but we do have the following options but little else. So, let's test the pulmonary surfactant option in a regulated and licenced medical way to get on top of it:

- ✓ **Alcohol (>70% by weight ethanol and water) which dissolves the virus in seconds but evaporates.**
- ✓ **Surfactant used to wash hands and surfaces dissolving the virus in 20 seconds.**
- ✓ **A face mask to block the aerosols containing the virus stopping transmission although this is a mess.**

There is no reason why, as we have been adding a pulmonary surfactant to premature baby's lungs for 40 years to treat acute respiratory distress syndrome ARDS, the exact symptom Covid 19 patients suffer and die from. Our lungs have natural pulmonary surfactant all over them; it is essential for normal breathing. There are a variety of phospholipids and other substances that reduce surface tension all over the lungs. Pulmonary surfactant or surface-active agents look like a split pin. They have a small head which carries an electromagnetic charge, so, anionic is negatively charged on the head. Cationics have positive charges on their heads. Amphoteric have both

The Vironadol Protocol – A Research Proposition For Treating Covid 19!

positive and negative charges on their heads and non-ionic have dipole charges on their heads and are weaker in some respects.

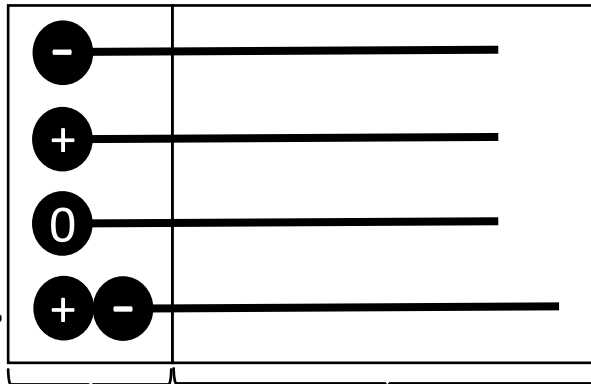
Surfactants come in 4 types, and they are as follows:

Anionic.

Cationic.


Non-ionic.

Amphoteric.



**Hydrophilic
charged
head. The
water
loving part!**

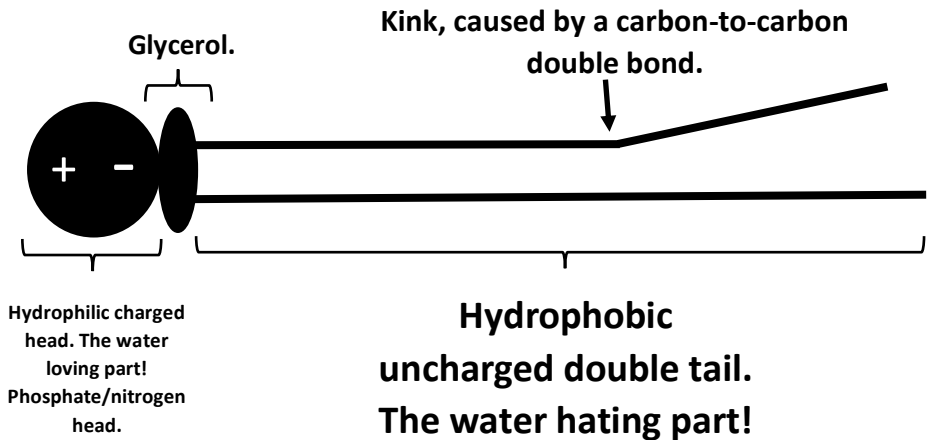
**Hydrophobic
uncharged
head. The
water hating
part!**



So, pulmonary surfactants bridge the gap between charged and uncharged molecules. The charged head bonds to water molecules readily and strongly. The uncharged chain is precipitated from the strongly polar water and are grouped together to form fields of such molecules which is the basis of *membranes*. Fatty acids that comprise the membranes of animal and plant cells exist in the same way. Phospholipids in bilayer membranes in cells have a phosphate (phosphorus and oxygen) charged head. They are linked to 2 saturated (single carbon bonds) water-hating hydrophobic tails. Some have kinks in the chain caused by double carbon bonds called unsaturated hydrocarbon chains. The molecule glycerol divides the molecule between the phosphate head (with nitrogen) and hydrophobic double tails.

The Vironadol Protocol – A Research Proposition For Treating Covid 19!

The fatty acids in the Coronavirus and Influenza have a very similar structure. They come from our own cell bilipid layers (fluid mosaic).



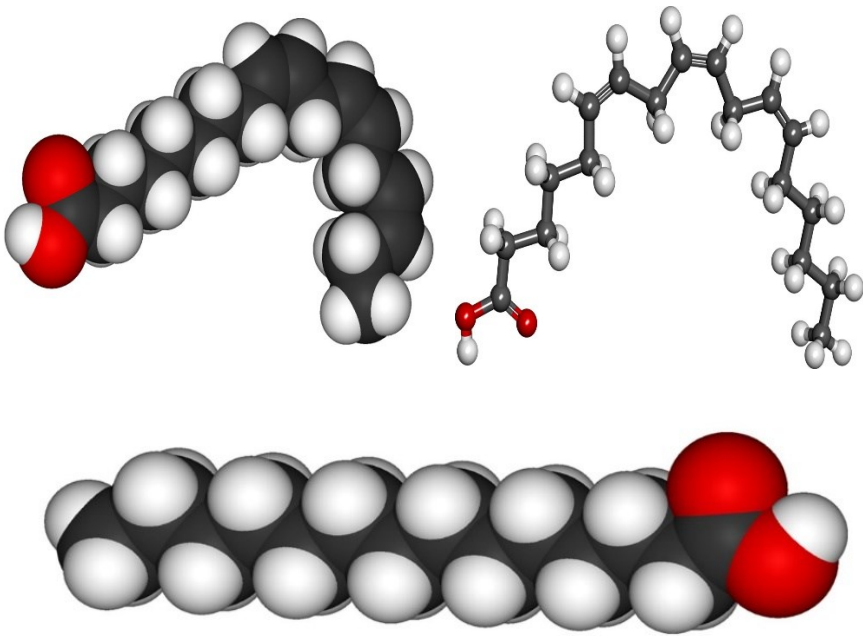
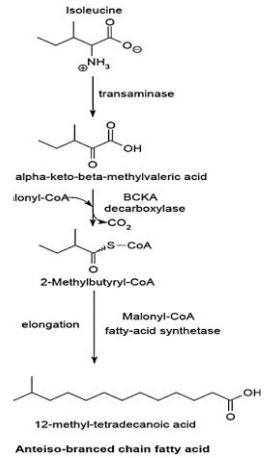
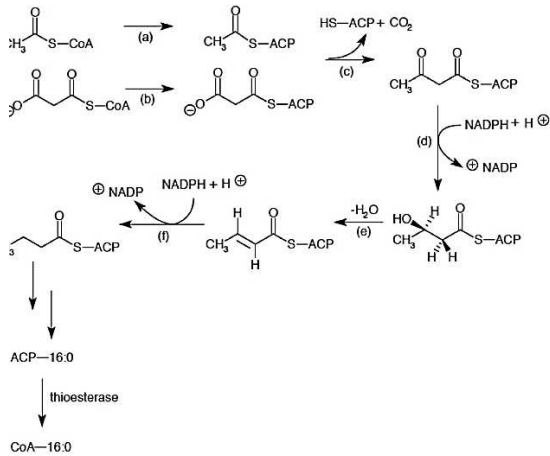
These lipid bilayers or sheets of fats allow the movement of oxygen and carbon dioxide to diffuse freely; down their concentration gradient. It also allows the movement of lipids into the cell. This is why breathing works, as gases can freely move (diffuse) across these membranes. So, surface tension needs to be low in order to facilitate these important mechanisms.

Lipid structure and the nature of pulmonary surfactants.

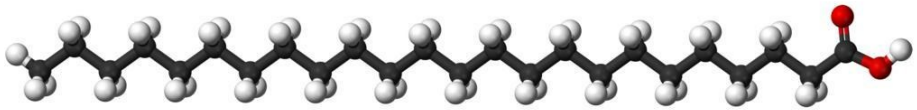
The structure and properties of two representative lipids are evaluated here. Stearic acid (a fatty acid) and phosphatidylcholine (a phospholipid) are chemical groups forming polar *heads* and nonpolar *tails*. The polar heads are hydrophilic or soluble in water, whereas the nonpolar tails are hydrophobic or insoluble in water. Lipid molecules of this composition spontaneously form aggregate structures such as micelles, liposomes and lipid bilayers. Their hydrophilic ends are oriented toward the watery medium or any polar medium, and their hydrophobic ends are shielded from the water or any other polar solvent.

Examples of fatty acid synthesis. They tend to have just one tail, not two.

The Vironadol Protocol – A Research Proposition For Treating Covid 19!

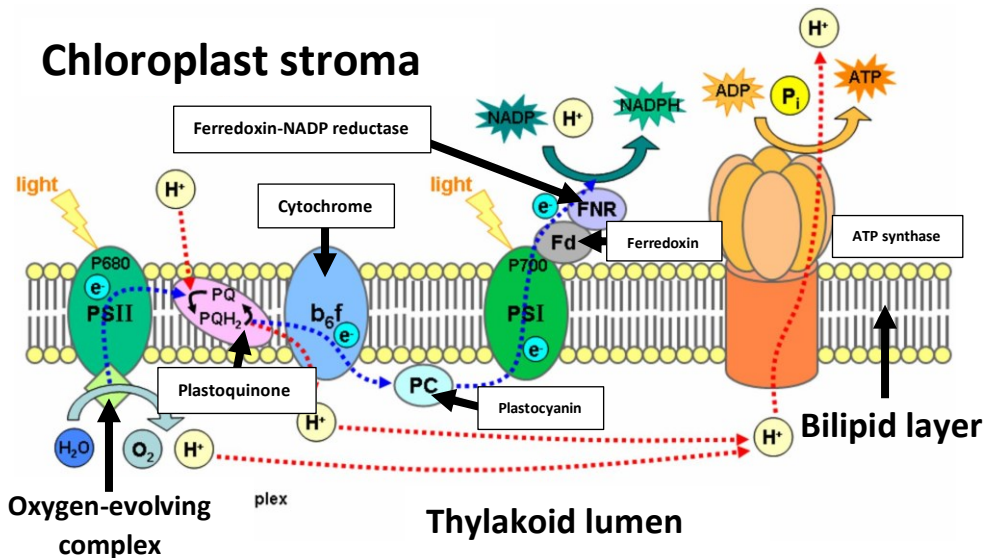


The Vironadol Protocol – A Research Proposition For Treating Covid 19!



A classical plant cell membrane with a bilipid fatty acid phospholipid layer.

Chloroplast stroma



So, in summary, a pulmonary surfactant allows polar solvents to mix with unpolarised molecules. The surface tension of water is the main force holding these balls (micelles) and sheets of fatty acids together, such as phosphate-based versions. If we weaken the water surface tension, there isn't enough pressure to hold an enveloped virus together. Also, remember that when a surfactant is added to water, it spreads out in seconds, instantly dissolving both polarised and unpolarised molecules. It produces a highly homogenous solution/suspension of fatty acids from the virus or other sources, such as burnt fat, on a kitchen pan.

The Vironadol Protocol – A Research Proposition For Treating Covid 19!


Exogenous licenced pulmonary surfactant.

So, we are now going to focus strongly on pulmonary surfactants found in the lungs of most animals with lung functions. This surfactant mixture contains a predominantly large amount of just one surfactant, namely dipalmitoylphosphatidylcholine (DPPC). This molecule is very similar to the phospholipid surfactants found in the Coronavirus and Influenza virus membranes. It has two non-polar chains (C₁₆ palmitic acid groups), which are very long. It has a charged head which is water-loving.

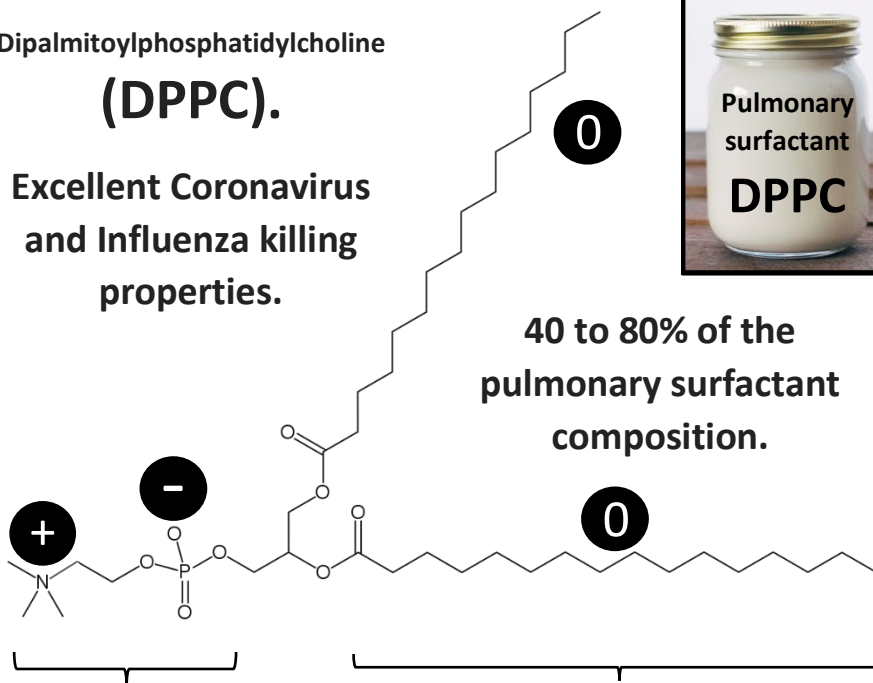
Dipalmitoylphosphatidylcholine

(DPPC).

**Excellent Coronavirus
and Influenza killing
properties.**



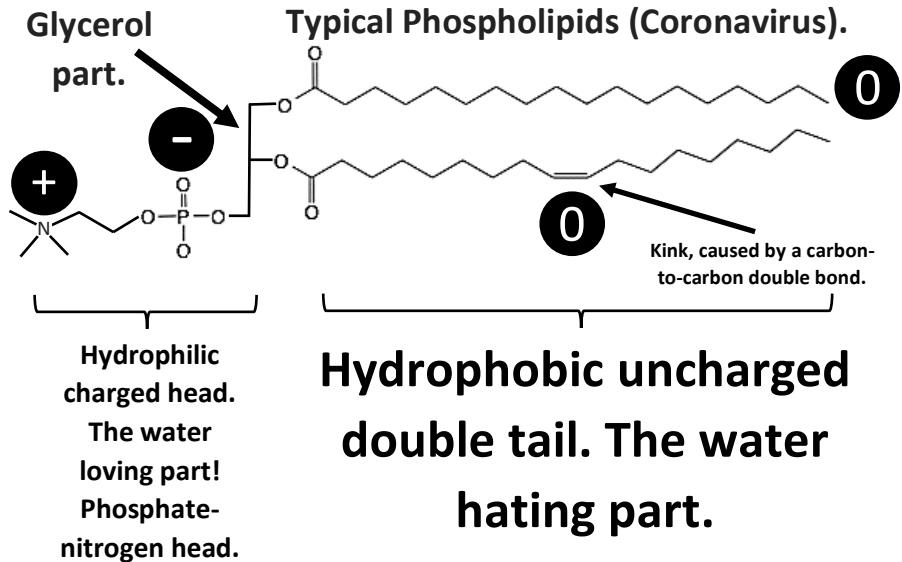
**40 to 80% of the
pulmonary surfactant
composition.**



**Hydrophilic
charged head.
The water loving
part! Phosphate-
nitrogen head.**

**Hydrophobic uncharged double tail. The
water hating part, Coronavirus and
Influenza virus loving part, *Viraphilic*
(new word - etymology)!**

The Vironadol Protocol – A Research Proposition For Treating Covid 19!



Pulmonary surfactant is a complex mixture of phospholipids (PL) and proteins (SP) that reduce surface tension at the air-liquid interface of the alveolus. It is made up of about 70% to 80% PL, mainly dipalmitoylphosphatidylcholine (DPPC), 10% SP-A, B, C and D, and 10% neutral lipids, mainly cholesterol (lipid).

Dipalmitoylphosphatidylcholine (DPPC) may be a suitable target surfactant for destroying Coronavirus and Influenza.
I feel this is a justifiable research protocol for consideration. It is a suitable research model.

Fundamentally this may be the type of compound the world has been looking for to end this pandemic. I personally feel confident because Nature has crafted this molecule over billions of years of evolution, and the best solutions in medicine are the ones using Nature to solve the problem. As a