
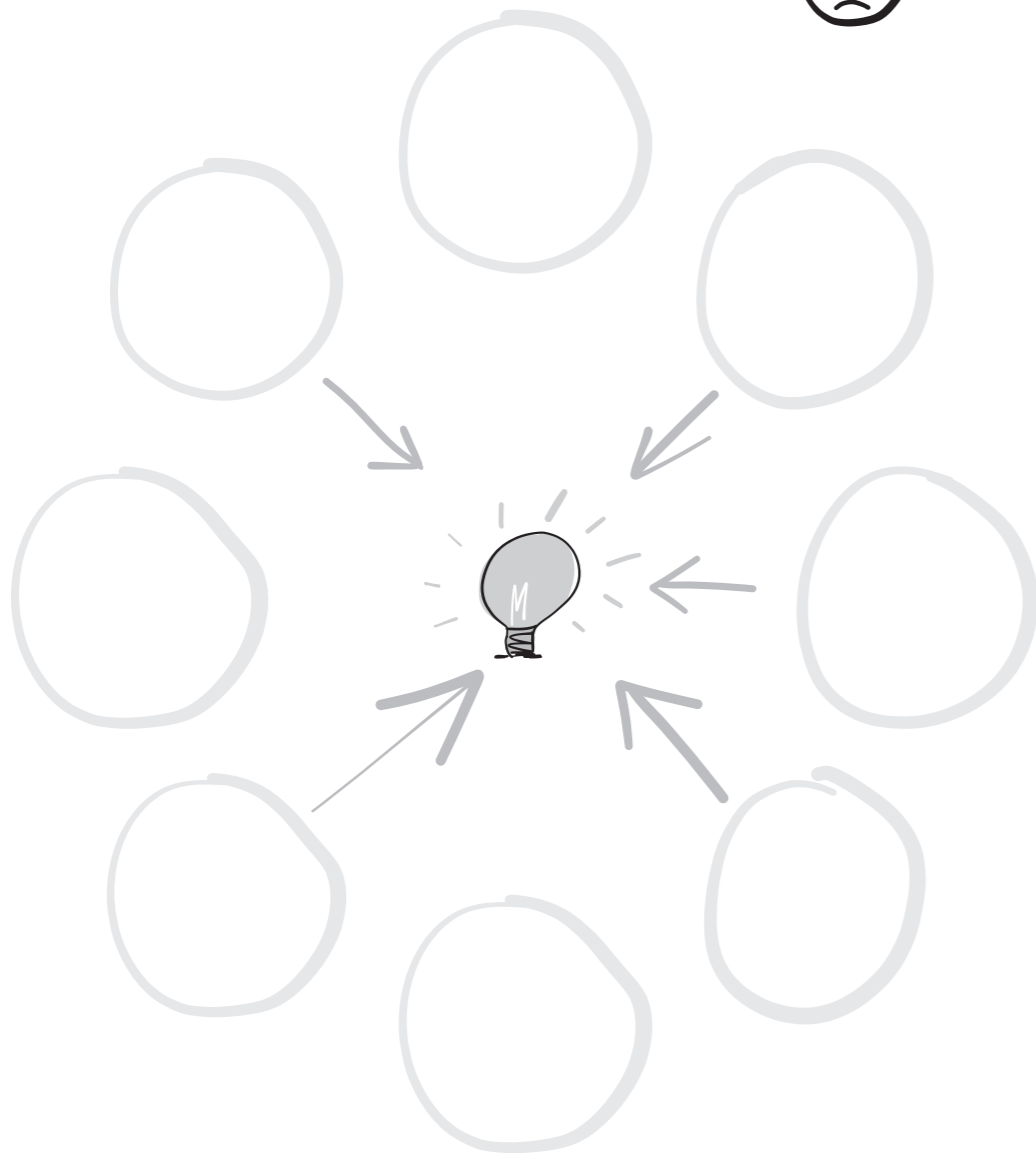



EXPRESSIONS


VIEW DIRECTION WHEEL

All the faces are looking at the lightbulb. Fill in the faces looking in the right direction.

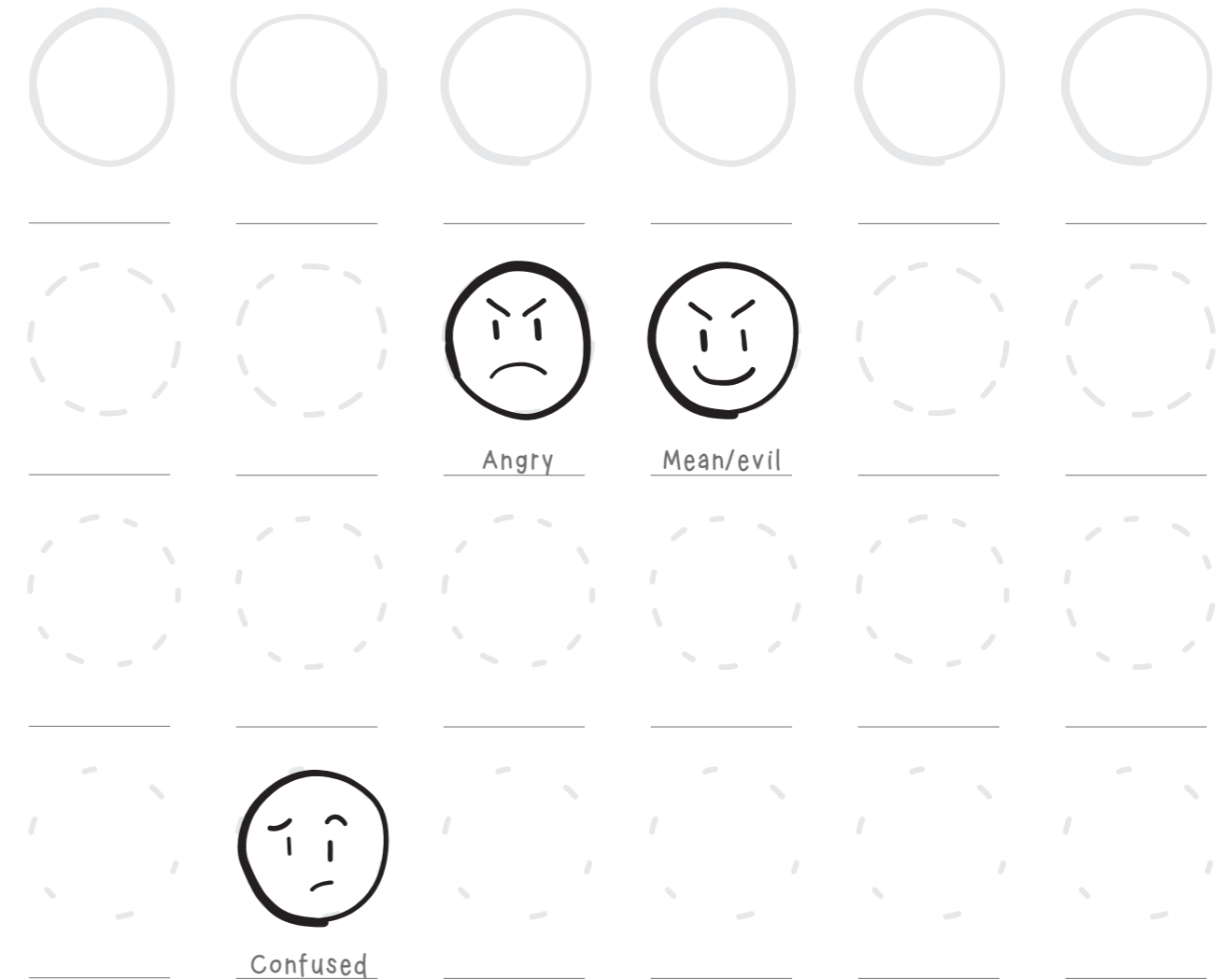


EMOTIONS

When you are drawing people, you want to be able to express how they feel. You only need a few lines to tell a story! Mix and match the eye-brows, eyes and mouths on the right to create different facial expressions.




Look at the angry and mean/evil faces below. A tiny change - flipping the mouth - can have a huge impact!



FAVORITE EMOTICON


We tend to look but not really see! Can you draw your favorite emoticon from the top of your head?

When you're done, compare yours to the real one on your phone.



THE PITFALL

Let's practice some postures combined with your ability to think visually! The superhero stands at the end of the pitfall... what happens in between? Draw at least 6 other people in different positions.



PEOPLE VALUES

How would you draw the values and interactions shown below? Find inspiration from within, from our books and from the internet (in that order ;-)).



Different opinions



Review



Disappointment



Teamwork



Integrity



Envy



Collaborate



Trust



Complement each other



Agility



Incomprehension



Supporting



Creativity



Making mistakes



Unanimity



Helping each other



Concentration



Skill-building




Curious what we've drawn on these pages? Check it out!



WORKING PEOPLE

When drawing people going places it is good to know how to portray jobs in a simple way. As you can see, there are several ways to do it. It's all about cliches and exaggeration!

AT WORK
Can you give the empty people outlines the missing elements to visually explain their job?



YOUR JOB
Draw yourself at work as simply as possible. What is it that you do all day? Think in metaphors; are you the spider in the web, a guide or problem solver? Write your job title in the banner.



Tip: If you want to combine your work and private life, put work icons in your belly and draw your private life around your head outside the body (or the other way around).



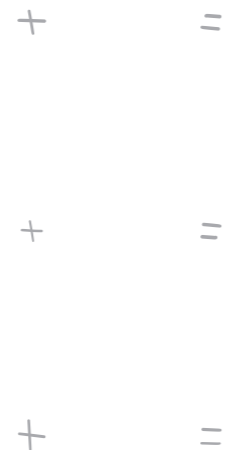
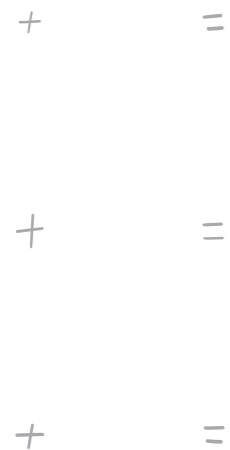
COMBINING PEOPLE & ICONS

DRAWING MATH

You can actually do math with shapes and combine different icons to create new icons and meanings. Try it yourself!



Play around with icons you know and see if you can combine two of them into something new!



BLEND THE BOXES

Tip: use Google Images or websites like thenounproject.com to get inspired.

Fill in the empty boxes and combine the visuals to create something new!

combine					

How do things develop? Move from one state into another? Fill in the blanks!

