

little
**CREATIVE
THINKER'S**



Dorte Nielsen &
Katrine Granholm


**EXERCISE
BOOK**

THANKS TO
OUR PARENTS,
WHO RAISED US AS
LITTLE CREATIVE
THINKERS!




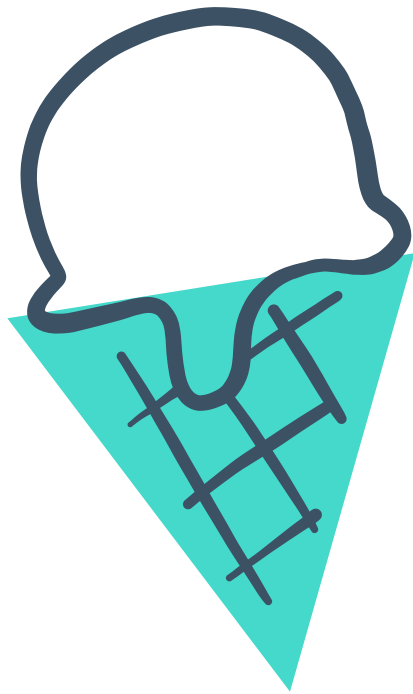
1. Getting started

Make a connection between two things that are not usually connected. In every square draw a banana combined with one of the things on this page. In the first square there's a banana combined with a shoe. Now it's your turn! Go to the next square and draw a banana combined with a boat.






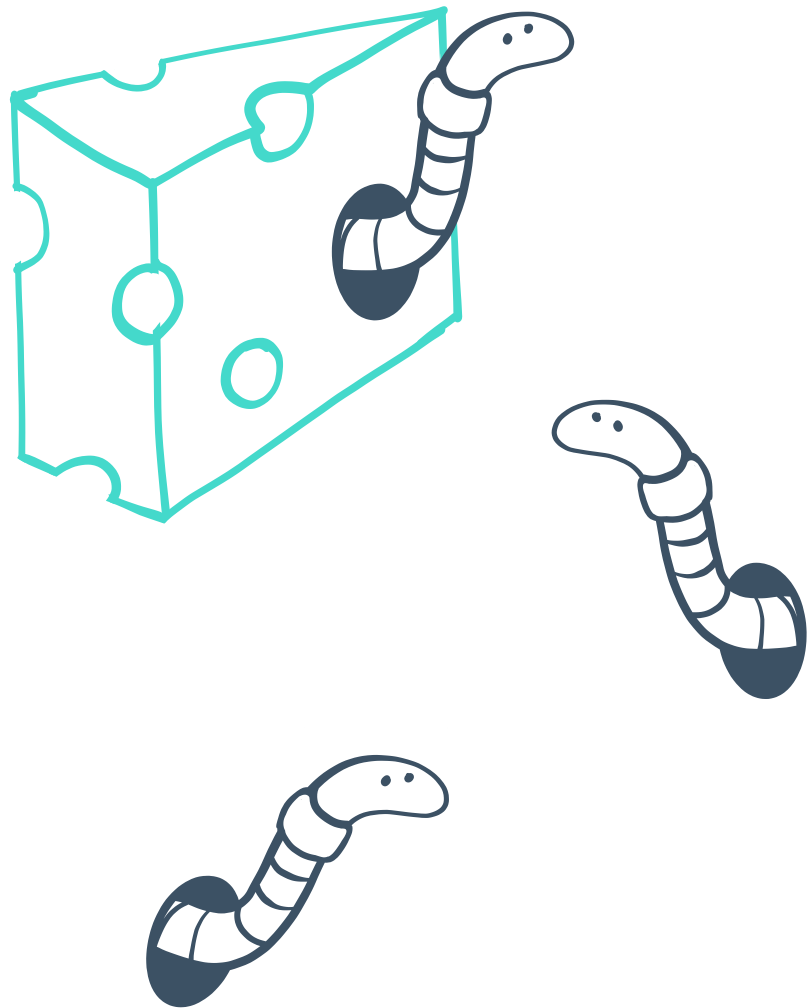
4. Shape connections no. 1

Think of new ways of looking at a triangle. Make new connections. Draw your ideas by adding to the triangles on the following pages.









7. Unexpected places no. 1







Here's a little worm looking for an adventure! Your job is to find new and interesting places for him to visit. Draw your ideas around the worm. Try to go for fun and surprising solutions.



15. Visual connections no. 2

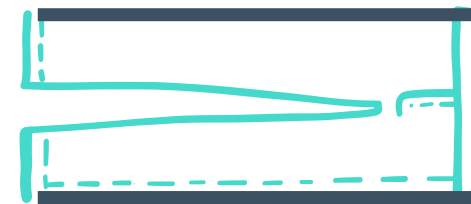
Keep going! Try to have more ideas. Sketch an idea that connects the items in each of the empty boxes.

LET'S CONNECT		
		
		
		

YOU'RE DOING GREAT!		
		
		
		
		


20. Add imagination no. 4

Clothes! Using the two lines, think about different clothes you can create. Sketch your thoughts.



27. Alternative uses no. 3

In how many different ways can you use these socks?



32. Rethink no. 3

Use the popcorn to make new connections. Try to look at them in new ways. Challenge your imagination to go beyond the most obvious ideas. Seek new, fun, useful, or crazy ideas. Draw your thoughts by adding to the popcorn on the following pages.

