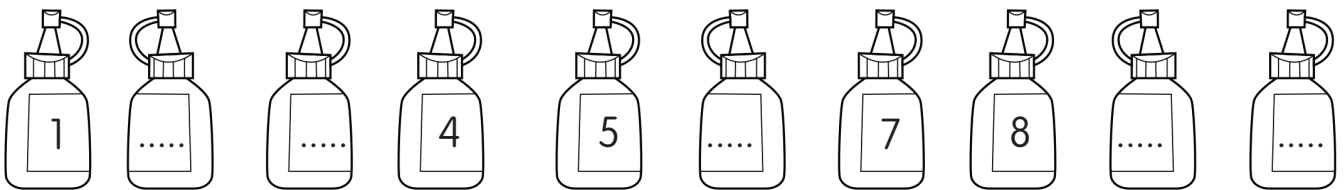
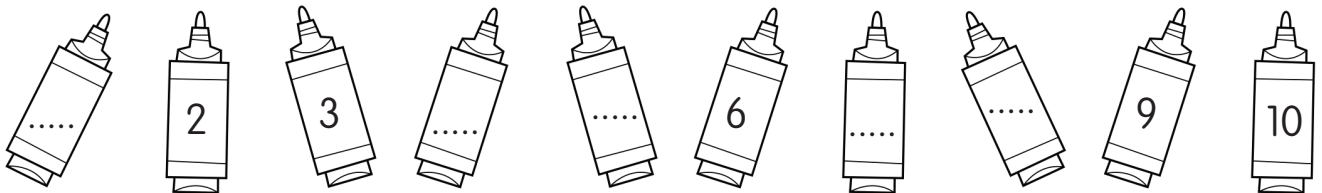

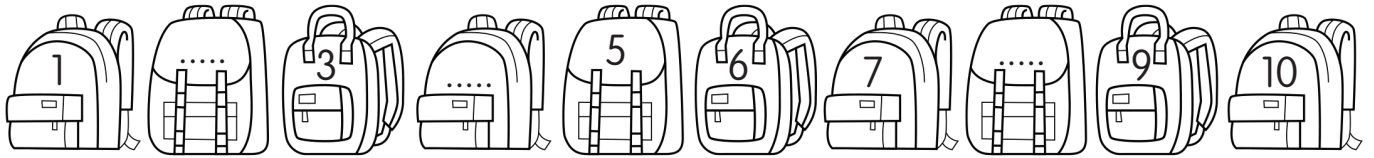



Van 1 tot en met 10!

In elk rijtje zijn er enkele cijfers die ontbreken. Aan jou om ze in te vullen. Plak de sticker erbij om de oefening te versieren.





Cijfermonsters

Groter dan, kleiner dan of gelijk aan? Verbind snel elke oefening met het juiste monster, want ze hebben honger! Zoek de stickers en plak ze op de juiste plaats.

1 10

5 3

7 5

2 5

6 6

2 1

10 7


0 9

10 7


0 9

4 9


8 7



gelijk aan



kleiner dan




groter dan



Rekenraketten

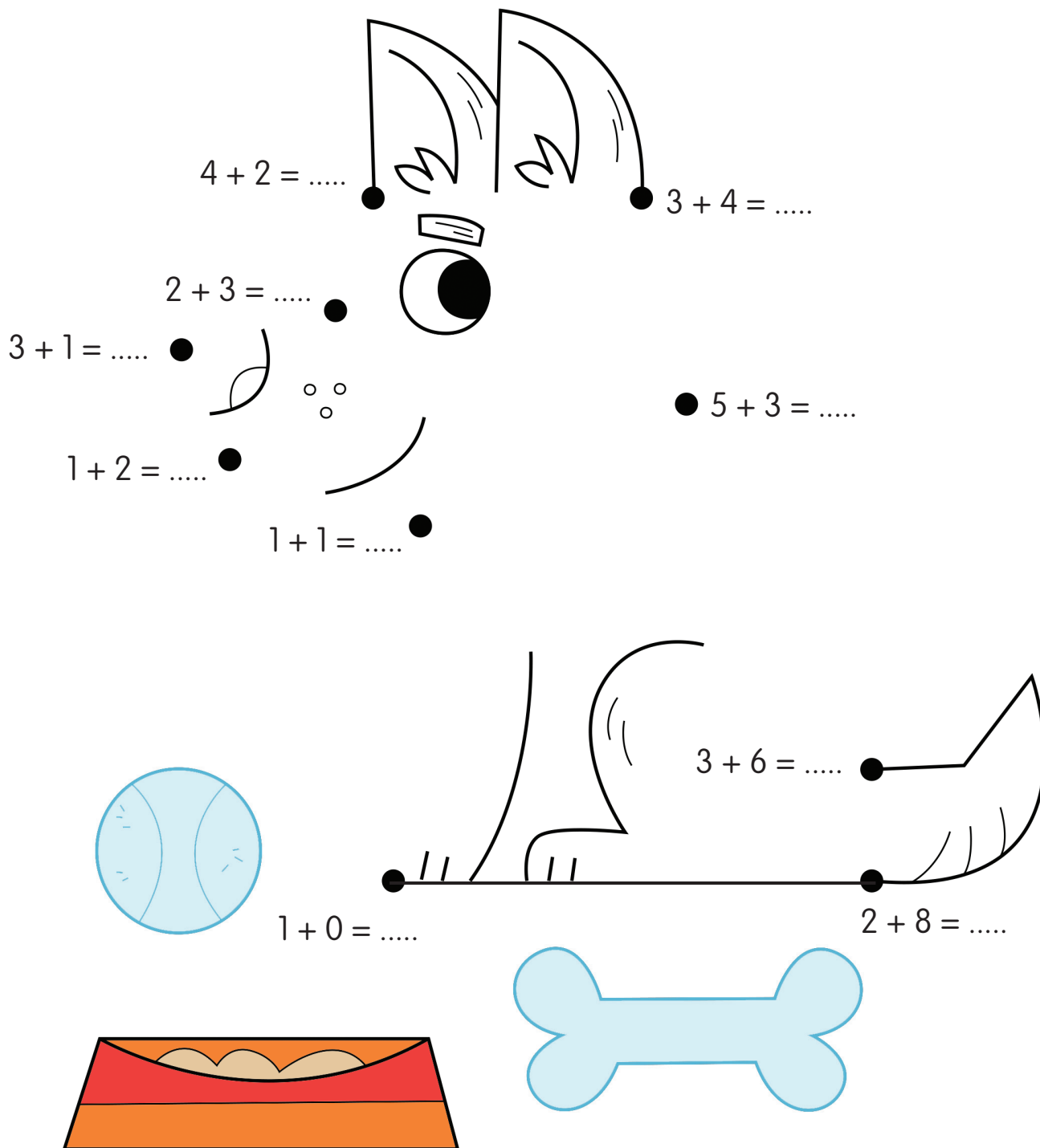
Maak telkens 10! Los de splitsingen op. Schrijf het ontbrekende cijfer in de vleugel van de raket. Zoek de stickers, plak ze op en kleuren maar!





Van punt tot punt

Los eerst de sommen op. Verbind daarna de uitkomsten van 1 tot en met 10. Zoek de stickers en plak ze op de juiste plaats.



4 + 2 =

3 + 4 =

2 + 3 =

3 + 1 =

1 + 2 =

1 + 1 =

5 + 3 =

3 + 6 =








1 + 0 =

2 + 8 =



Volgorde van cijfers


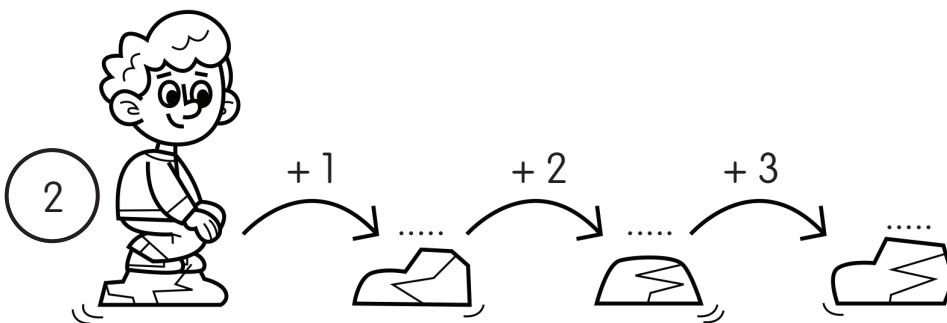
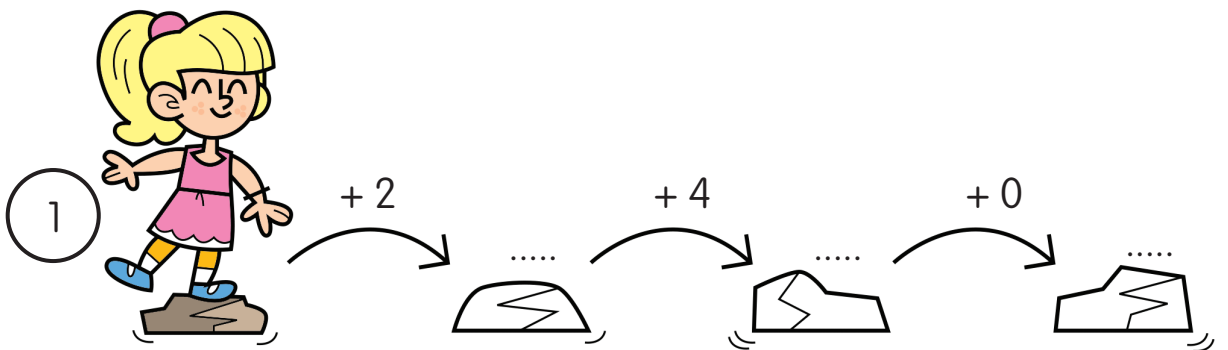
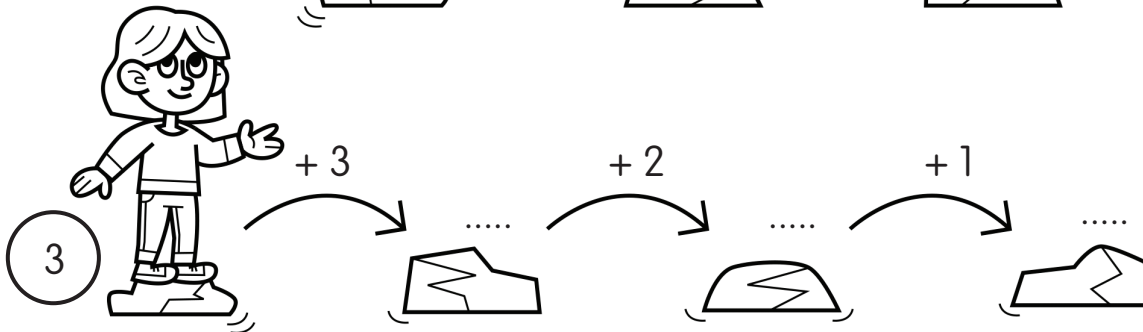
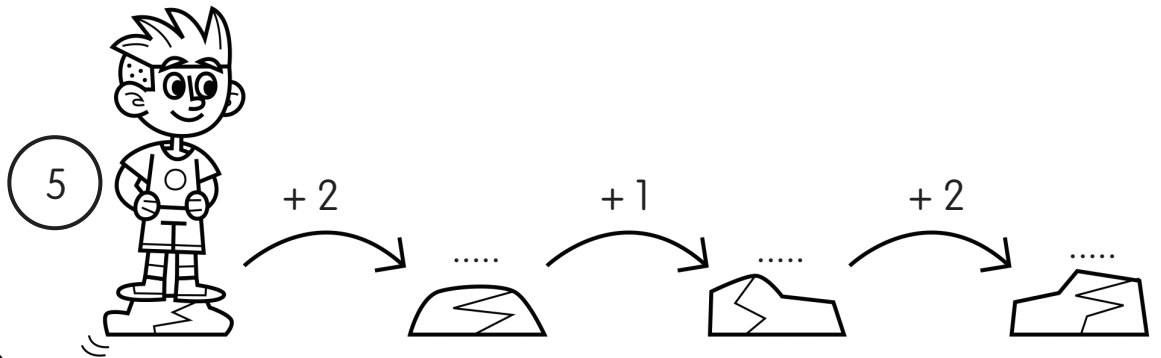
Wisje de wasbeer sorteert zijn voorraad lekkers. Help jij hem? Kijk naar de getallen en schrijf ze dan van klein naar groot op de figuren. Versier de oefening met de juiste sticker.





Hop hop!


De kinderen springen op de stenen tot aan de overkant van het water! Reken uit en schrijf de juiste getallen op de stenen. Plak daarna de sticker op de juiste plaats.





Optellen maar!

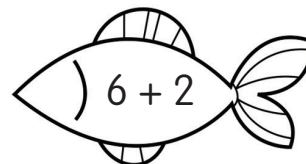
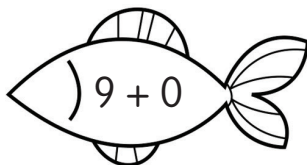
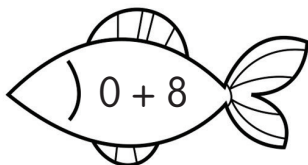
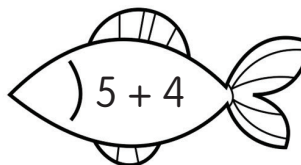
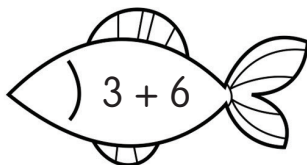
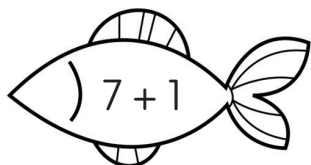

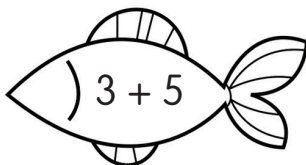
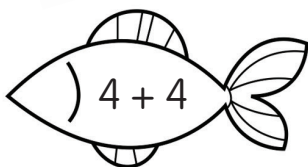
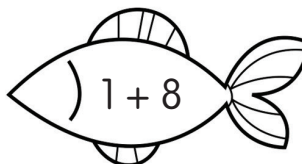
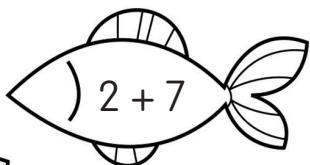
Los de sommen op en geef elke poes lekkers door de vissen met de juiste uitkomst te verbinden. Vind je de andere vissen op het stickervel? Plak ze erbij.



8




9





Lekkers

Kijk naar het voorbeeld. Omcirkel telkens het juiste aantal figuren dat je moet aftrekken. Hoeveel figuren houd je over? Schrijf de uitkomst van de som in het vakje en plak tot slot de sticker erbij.



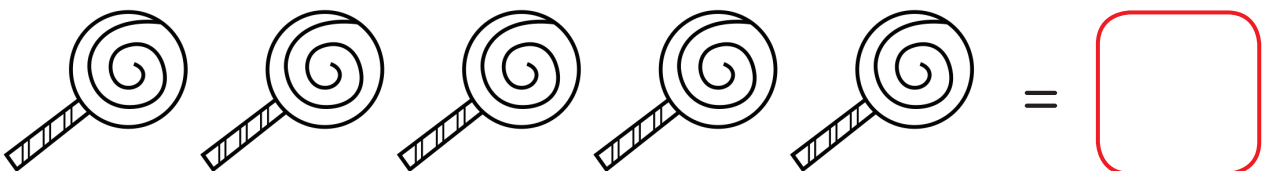
$$6 - 4$$



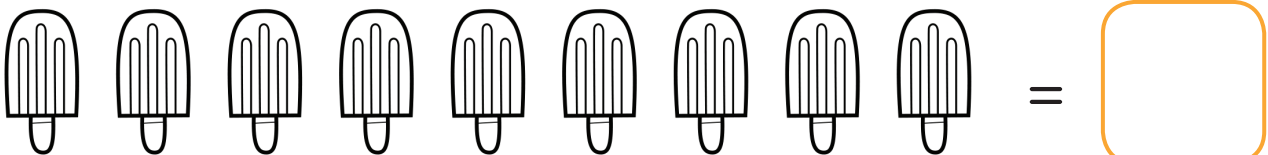
$$8 - 5$$



$$7 - 3$$



$$5 - 1$$



$$9 - 7$$

